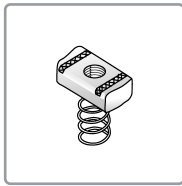
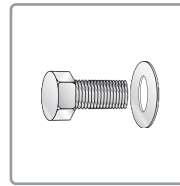


## Channel Spring Nut



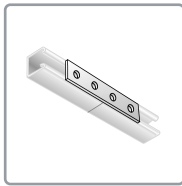
Pack Qty	Size	For Strut Size (mm)	Model No.
10	M6	41 x 41	UNI 1006M6-SS
10	M8	41 x 41	UNI 1007M8-SS
10	M10	41 x 41	UNI 1008M10-SS
10	M6	41 x 21	UNI PNS06-SS
10	M8	41 x 21	UNI PNS08-SS
10	M10	41 x 21	UNI PNS10-SS

## Set Screw Kit



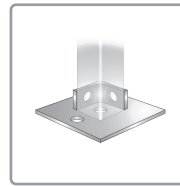
Pack Qty	Size	Length of Thread (mm)	Model No.
10	M6	20	UNI M6BKIT-SHORT
10	M8	20	UNI M8BKIT-SHORT
10	M10	20	UNI M10BKIT-SHORT

## Plate Washer



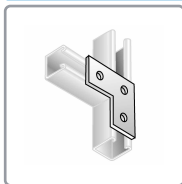
Description	Model No.
1 Hole - M6/M8	UNI P1019-SS
1 Hole - M10/M12	UNI P1020-SS
2 Holes - M12	UNI P1065-SS
4 Holes - M12	UNI P1067-SS

## Base Plate



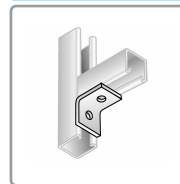
Dimensions	Model No.
100 x 100 contact area	UNI P2072-S1-SS

## 90° Flat Plate Fitting



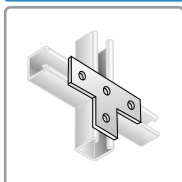
Description	Model No.
90 x 90mm overall size with 14mm Ø holes	UNI P1036-SS

## 90° Angle Fitting



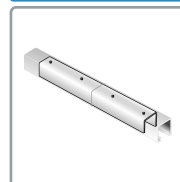
Description	Model No.
With 14mm Ø holes	UNI P1026-SS

## 90° Tee Flat Plate Fitting



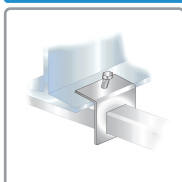
Description	Model No.
138 x 90mm overall size with 14mm Ø holes	UNI P1031-SS

## Internal Splice



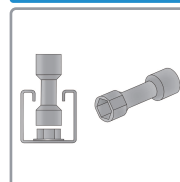
Description	Model No.
305mm long with 4 x M6 Pan Head Screws	UNI P1218-SS

## Beam Window Bracket



Description	Model No.
Pair of Window Brackets - to suit 41 x 41 channel	UNI P1796-SS

## Strut Channel Socket



Description	Model No.
To suit M10 Set Screw	UNI CS 17 AF